

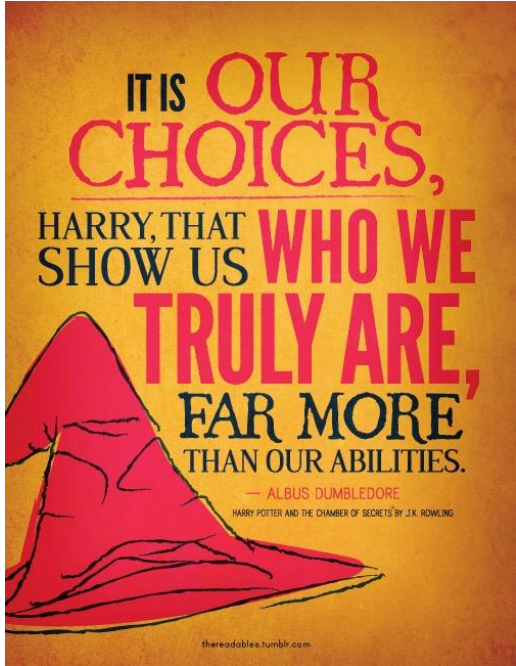
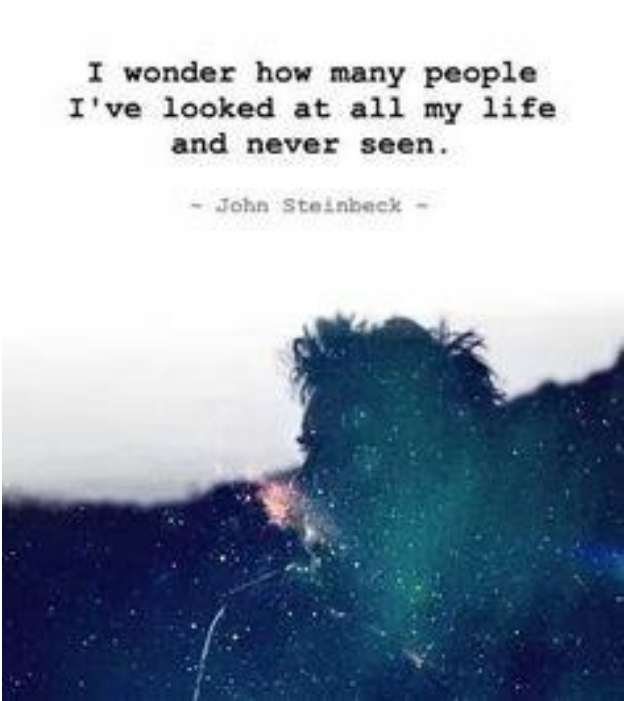
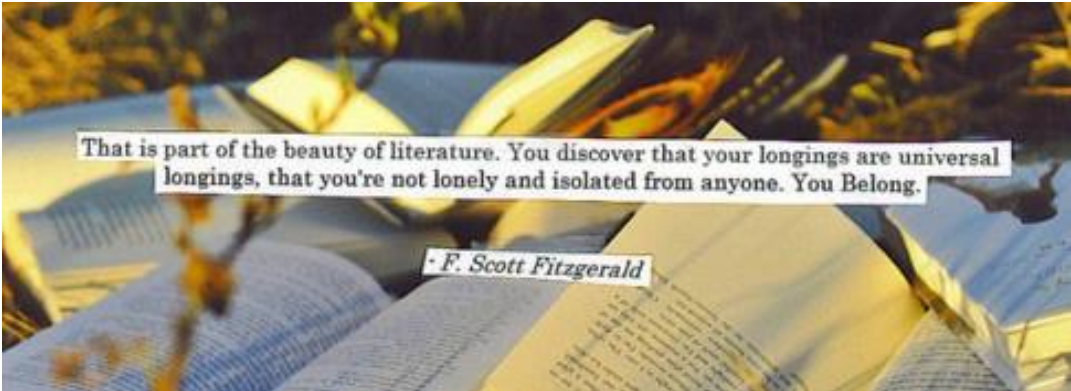
# ***The Catcher in the Rye* : Project Options and Worth. Choose 1**

**Due: Wednesday, Feb 10. Turn in early for an extra 10 points.**

1. **Quote Analysis Meme:** Create a meme for 5 theme quotes from *The Catcher in the Rye*. The meme must feature an image that is related in some way to the quote. The quote must be included with the image. Write 2-3 sentences explaining the meme. (You will have 5 memes total with 10-15 sentences total.)
  - Sentences are worth 50 points; memes are worth 45.
  - *These can be printed and turned in OR e-mailed to Ms. Woodliff – cwoodliff@saisd.org*
2. **Paper Doll Scenes...See Instagram's: rememberthelittlepeople.** Emulate this artist by creating 5 scenes from *The Catcher in the Rye* with homemade paper dolls. Include a quote spoken by Holden or another character in the book. This quote will be what the paper doll, or dolls, are saying in the scene. Next, explain the context of each scene in 2-3 sentences (10-15 sentences total).
  - Sentences are worth 50 points; scenes are worth 45
  - *These can be printed and turned in OR e-mailed to Ms. Woodliff – cwoodliff@saisd.org*
3. **Title It:** Give titles to 5 chapters from *The Catcher in the Rye*. Consider what happens in the chapters. Below your title, in 3-4 sentences, explain how your title fits/relates to each chapter. You must include a direct quote from each chapter in your explanation. Presentation: Each title should be neatly written (typed is even better) at the top of the page. Below, neatly write/type your 3-4 sentences. You will have 5 separate sheets of paper...you may want to make each page the size of a book page...maybe make it look authentic 😊
  - *Sentences are worth 65 points; chapter titles are worth 30*
  - *These can be printed and turned in OR e-mailed to Ms. Woodliff – cwoodliff@saisd.org*

★ Each of the above projects is worth 95 points out of 100. In order to get the full 100 points, you need to show that you have gone “above and beyond.” If you plan on going above and beyond, attach an explanation of how you have done this to your final project when you turn it in or submit it.

**Quote Analysis Meme:** Create a meme for 5 theme quotes from *The Catcher in the Rye*. The meme must feature an image that is related in some way to the quote. The quote must be included with the image. Write 2-3 sentences explaining the meme. (You will have 5 memes total with 10-15 sentences total.)





**Paper Doll Scenes...See Instagram's: rememberthelittlepeople.** Emulate this artist by creating 5 scenes from *The Catcher in the Rye* with homemade paper dolls. Include a quote spoken by Holden or another character in the book. This quote will be what the paper doll, or dolls, are saying in the scene. Next, explain the context of each scene in 2-3 sentences (10-15 sentences total).




♥ 239 likes  
rememberthelittlepeople "I've gotta stop thinking like I've already won the lottery."



♥ 194 likes  
rememberthelittlepeople "So are these things hungry when they hatch?"




♥ 250 likes  
rememberthelittlepeople "Now \*that\* was a wedding." #mcsiegel



♥ 272 likes  
rememberthelittlepeople "You gals come here often?"



♥ 253 likes  
rememberthelittlepeople "I foresee many images being posted about the weather."



♥ 412 likes  
rememberthelittlepeople "Ever worry that one day you might just blow away?"



♥ 178 likes  
rememberthelittlepeople "Not buying Fallout 4 might be the most mature thing I've ever done."

# Title It

- A title serves 2 main purposes:
  - 1) to **inform** (creatively or literally) the reader of what the selection will be about
  - 2) to pique (arouse) the reader's **interest** in the selection.
- **ASSIGNMENT:** Give titles to 5 chapters from *The Catcher in the Rye*.
  - Consider what happens in the chapters. Below your title, in 3-4 sentences, explain how your title fits/relates to each chapter. You must include a direct quote from each chapter in your explanation.
  - Be creative and metaphoric, OR be literal and serious.
- **Presentation:** Each title should be neatly written (typed is even better) at the top of the page. Below, neatly write/type your 3-4 sentences.
  - You will have 5 separate sheets of paper...you may want to make each page the size of a book page...maybe make it look authentic 😊